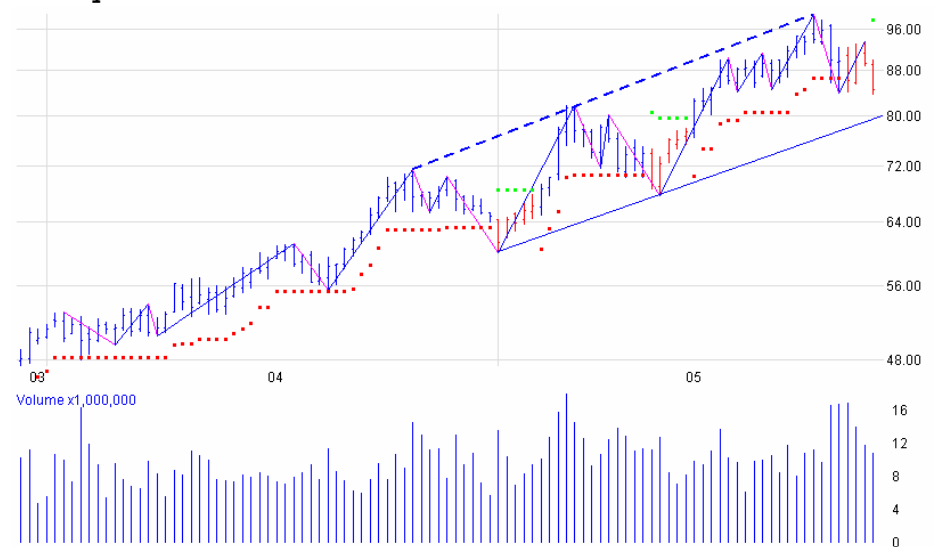
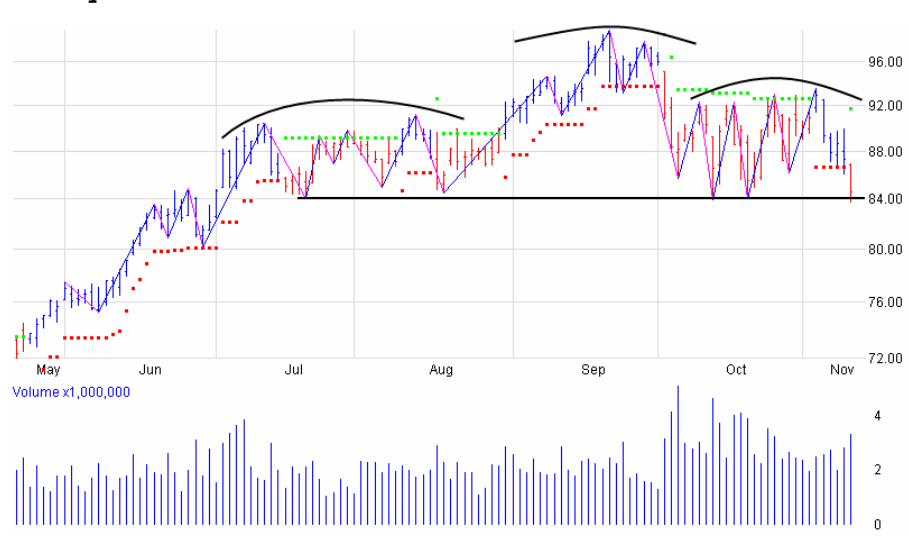


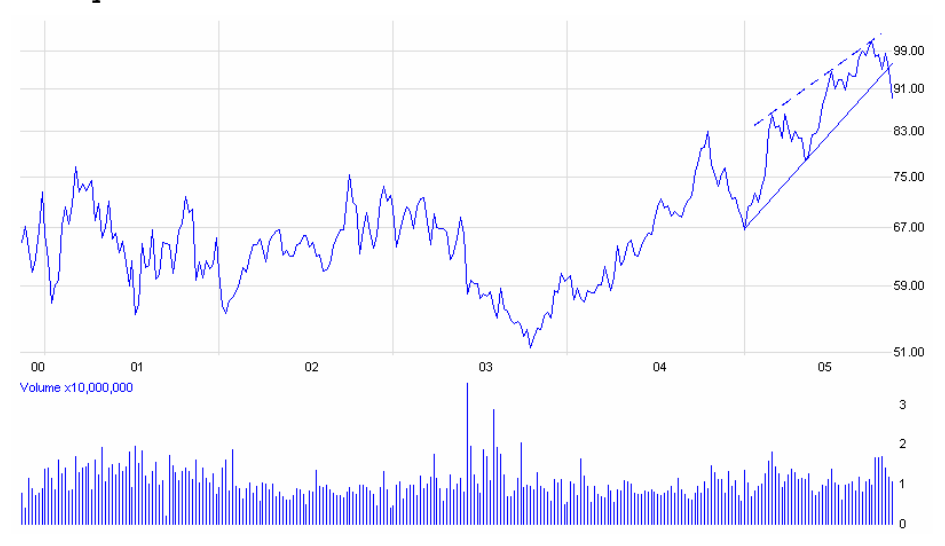
Weekly PowerTrendSAR:



Daily PowerTrendSAR:



Weekly Relative to S&P-500:



Comment:

While the stock remains within its long-term uptrend channel, the **Weekly PowerTrendSAR** is in sell mode. Also, the weekly relative performance is deteriorating. The Daily PowerTrendSAR has also reversed, but the importance of the key \$84.00 support area is highlighted on this timeframe. A break to level would complete an imperfect H&S. However, APC belongs to a group that has shown superior long-term momentum and the stock is viewed as a potential takeover target by some because of its valuations and reserves and protective stop is far away (about 9% from the entry).

Entry:	Stop Loss:	Target:	Risk/Reward
Break of the \$84.00 area	\$91.66 (daily)	\$72.00	1.6x

The information referred to above was gathered from the following sources: PowerSwings.com, WizeTrend, AdvisorInsight, Argus Research, Investor Intelligence, FloatChart.com, StockCharts.com, HotStix.com, Q-Prime. The opinions herein are solely the opinions of the author (S. Kunz, CFA, MFTA). The statements herein do not reflect opinions or recommendations from the above-mentioned sources. The author does not maintain a Research Department, and the statements made herein, although believed to be accurate as of 11/11/2005 are not in any way guaranteed by the author. Moreover, any forward-looking statements contained herein are not guarantees of actual market, sector or stock performance. The author may or may not have personal position in the featured stocks but does not have an investment banking relationship with it. This is not a recommendation to purchase or sell any security.